


# CFR-EM

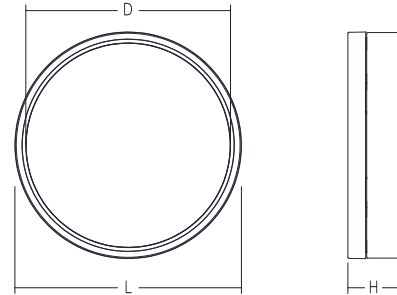
## 120V



Catalog #		Type
Project		Date
Prepared by		

7" & 9" LED Round Slim Surface Emergency Back-up ready

### 7" & 9" LED Emergency



**Dimension Table**

Housing	[ CFR7-EM ]	[ CFR9-EM ]
L (Overall Diameter)	7" (Ø178.5mm)	9" (Ø229.5mm)
D (Diffuser Diameter)	6-1/8" (Ø156mm)	8-1/8" (Ø207mm)
H (Height)	1-7/8" (48mm)	2" (52mm)

EMERGENCY	MAINTAINED
Battery	11.1V / 2.6Ah Ni-MH Re-chargeable
Emergency Output	20% Nominal Power
Emergency Duration	> 3 Hours
Charge Time	< 24 Hours
LED Indication	Red - Charging Green - Full Charged Yellow - Faulty
Test Button	4W - ITS

SPECIFICATION		
HOUSING	CFR7-EM	CFR9-EM
Wattage (Typ)	15W	18W
Lumen (Typ)	1,000(90CRI)	1,200(90CRI)
Efficacy (LPW)	66 lm/W	66 lm/W
Beam Angle	100°	
C R I (Typical)	80, 90	
Color (+/-5%)	2700K, 3000K, 3500K, 4000K, 5000K	
Dimming	Triac(Consult with factory for approved dimmers)	

### FEATURES and FUNCTIONS

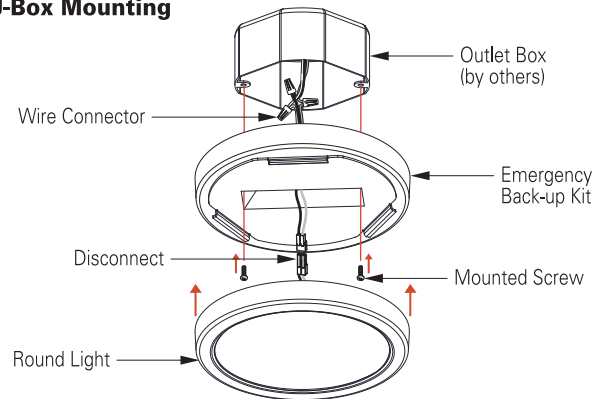
- 120V AC LED module with integrated IC chip imbed on board and 10-100% Triac dimming with most of leading and trailing edge dimmer switches in the market.
- Durable metallic structure and heat sink to facilitate heat dissipation.
- One piece emergency battery back-up kit with the light module allowing to ceiling Junction box mounting.
- PC diffused lens delivers perfect light distribution.
- 90CRI Standard. Available in 2700K, 3000K, 3500K, 4000K and 5000K.
- Triac dimmable standard.

#### Listing

- CSA-us Certificated
- Energy star Approved & Listed
- State of california Title 24
- Wet location
- 5years of lamp life.

#### Warranty

#### J-Box Mounting



### ORDERING INFORMATION

Housing	CRI	CCT	Finish
CFR7-EM 7", 15W	8 80	27 2700K	WH White
CFR9-EM 9", 18W	9 90	30 3000K	BK Black
		35 3500K	SL Silver
		40 4000K	
		50 5000K	

\*Consult with factory for custom finishes

Example : CFR7-EM-830-WH

-  -