

SFK4-LCT

4" NON-IC, Commercial Downlight

10W, 15W & 20W LED, 120V ~ 277V Input



Catalog #		Type
Project		Date
Prepared by		

4" Architectural LED



[Bottom View]





TML-149R
Open Reflector



TML-140B
Baffle w/ Reflector



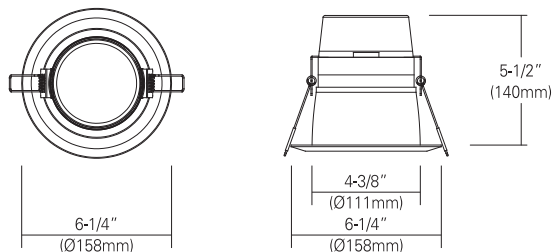
TML-146B
Baffle w/
Regressed Lens



TML-146R
Reflector w/
Regressed Lens

3-Way Lumen & 5-Way CCT Changes

LINE DRAWING




Ceiling Cut-out : 5"

DESCRIPTION

SFK-LCT series is an architectural and commercial grade LED high lumen downlight. Each luminaire includes two tunable switches; Tunable Wattage allows the end user to determine the lumen output & Tunable CCT allows for selectable kelvin temperature. Reflectors include two integral mouse-trap spring, which allow the luminaires to install without any frame-in or housing with easy installation.

Provided : Easy-quick connector case



(Patented)

SPECIFICATION

LED Quantity	1EA		
Input Voltage	120V ~ 277V AC		
Wattage (Typ)	10 W	15 W	20 W
Lumen (Typ)	900	1,350	1,800
Efficacy (LPW)	90 lm/W	90 lm/W	90 lm/W
Beam Angle	65°		
CRI (Typical)	80, 90		
Color (+/-5%)	2700K, 3000K, 3500K, 4000K, 5000K		
Dimming	0-10V Dimming		

* All trims are rated for damp location, and regressed lens trims are for wet location listed.
* Wide beam reflector is standard. Also available in other beam in reflector.(consult with factory)

FEATURES and FUNCTIONS

- No frame-in or housing required
- Easy installation for retrofit, remodel or new construction applications
- Tunable Wattage switch allows for selectable lumen outputs.
- Tunable White switch allows for selectable kelvin temperatures to 5 CCT.
- Field changeable reflector with each baffle / regressed lens insert to allow easy installation and inventory cost saving.
- Conduit quick connector design to install fixture easier and sturdier or remodel and new construction circumstance.
- Universal 120-277V 50/60 Hz Input, 0-10V dimming




Listing

- CSA-us & cETL
- Energy star Approved & Listed
- State of california Title 24
- Wet location

Warranty

- 5years of lamp life.

ORDERING INFORMATION

Housing	CRI	Trim	Reflector Finish	Baffle Finish	Options																		
<table border="1" style="width: 100%;"> <tr> <td rowspan="5" style="vertical-align: top;">SFK4-LCT-20 4" Non-IC, 10W~20W</td> <td>Watts</td> <td>CCT</td> <td rowspan="5" style="vertical-align: top;">8 80 9 90</td> <td rowspan="5" style="vertical-align: top;">TML-149R TML-140B TML-146B TML-146R</td> <td rowspan="5" style="vertical-align: top;">HC Haze Clear WH White</td> <td rowspan="5" style="vertical-align: top;">WH White BK Black</td> <td rowspan="5" style="vertical-align: top;">H-Bar Assembled Frame-kit  *New construction kits for downlight *Consult with factory for custom finishes</td> </tr> <tr> <td>Low 10W</td> <td>27 2700K</td> </tr> <tr> <td>Med 15W</td> <td>30 3000K</td> </tr> <tr> <td>High 20W</td> <td>35 3500K</td> </tr> <tr> <td></td> <td>40 4000K</td> </tr> <tr> <td></td> <td>50 5000K</td> </tr> </table>	SFK4-LCT-20 4" Non-IC, 10W~20W	Watts	CCT	8 80 9 90	TML-149R TML-140B TML-146B TML-146R	HC Haze Clear WH White	WH White BK Black	H-Bar Assembled Frame-kit  *New construction kits for downlight *Consult with factory for custom finishes	Low 10W	27 2700K	Med 15W	30 3000K	High 20W	35 3500K		40 4000K		50 5000K					
SFK4-LCT-20 4" Non-IC, 10W~20W		Watts	CCT						8 80 9 90	TML-149R TML-140B TML-146B TML-146R	HC Haze Clear WH White	WH White BK Black	H-Bar Assembled Frame-kit  *New construction kits for downlight *Consult with factory for custom finishes										
		Low 10W	27 2700K																				
		Med 15W	30 3000K																				
		High 20W	35 3500K																				
		40 4000K																					
	50 5000K																						
*3-Way Lumen & 5-Way CCT Changes																							
Example : SFK4-LCT-20-8			Example : TML-140B-HC-WH																				
[] - []			[] - [] - []																				