


Econo-Structure

SFK6

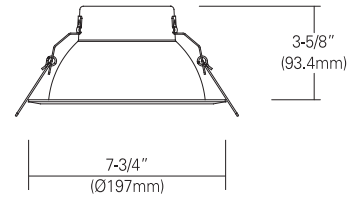
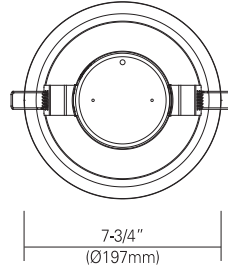
6" NON-IC, Architectural LED Retrofit and Remodeling Downlight

15W, 20W & 30W LED, 120V ~ 277V Input



Catalog #		Type
Project		Date
Prepared by		

6" Architectural LED



Ceiling Cut-out : 6-1/2"

DESCRIPTION

The 6" Econo-Structure LED recessed downlight Retrofit trim module with integral one piece housing allowing for easy installation and sturdier mount by the mouse-trap spring. Designed for use with existing ISLT 6" Architectural Incandescent, Fluorescent and Metal Halide Housing. Also, compatible with most 6" architectural housings measuring at least 5-5/8" high, with aperture between 6-3/8" ~ 7-1/4" (See Housing Compatibility section). Also use for remodeling down lights in existing ceiling, adding a J-box on conduit end. (Separately supplying as an option.)

SPECIFICATION			
LED Quantity	1EA		
Input Voltage	120V ~ 277V AC		
Wattage (Typ)	15 W	20 W	30 W
Lumen (Typ)	1,200	1,600	2,400
Efficacy (LPW)	80 lm/W	80 lm/W	80 lm/W
Beam Angle	60°		
C R I (Typical)	80, 90		
Color (+/-5%)	2700K, 3000K, 4000K, 5000K		
Dimming	Triac & 0-10V the both (Consult with factory for approved dimmers)		

FEATURES and FUNCTIONS

- Heavy gauge aluminum reflector allows heat dissipation.
- Designed to replace with most existing 6-3/8" ~ 7-1/4" aperture architectural incandescent, fluorescent and metal halide housings.
- Easy-quick metal connector case supplied allowing easy and sturdier wire connector. (USA patented)
- 120~277V AC LED module with perfect dimming of Triac and 0-10V on one module.
- Haze clear finish is standard. Consult factory on other finish colors.
- For use of remodeling down light, supply optional quick fit J-box on conduit end.

Listing

- CSA-us Certificated
- State of California Title 24
- Energy star Approved & Listed
- Damp location


Warranty

- 5 years of lamp life.

Provided

- Easy-quick connector case.

- Optional quick fit J-box. (for Remodeling)



ORDERING INFORMATION

Housing	Watts	CRI	CCT	Reflector Finish	Options
SFK6 6" Non-IC, Architectural LED Retrofit downlight with AC direct DOB	15 15W 20 20W 30 30W	8 80 9 90	27 2700K 30 3000K 40 4000K 50 5000K	HC Haze Clear WH White	EM Emergency battery backup RM-J Quick fit J-box (Remodel Only)
*Consult with factory for custom finishes					

Example : SFK6-20-830

- -

Example : HC

FRK and SFK 4, 6, 8, 9

120V&277V AC, Non-IC LED Retrofit-Kit

Architectural LED

APPROVED DIMMER

Triac Approved Dimmers

- **Lutron** : Skylark - SLV Series, SCL Series, Contour Series, Homeworks - RPM-4U*, QS HQRD-6ND Series, QS HQRD-10ND Series, Diva - DVCL Series, DVLV Series*, Nova T NT Series, Glyder GLV Series, Ariadni AYCL Series, RadioRA 2 10ND Series, Maestro Wireless MRF 2-6ND Series
- **Lutron** : Skylark SELV Series*, Homeworks QS HQRD-6NA*, Maestro - MAELV Series*, MRF 2-6ELV Series*, Diva DVELV Series*, Nova T☆ NTELV Series*, RadioRA RRD-6NA Series*
- **Leviton** : SureSlide 6633*

0-10V Approved Dimmers

- **Lutron** : Nova® 0-10V : NTFTV, Diva® 0-10V : DVTV
- **Leviton** : Decora 0-10V : IP710DL

*Consult tech. service or factory for additional dimmers.

HOUSING COMPATIBILITY

FRK and SFK Series ETL Listed for installation in the following Ilung standard architectural housings

4"	DLF-466, DLF-146(R), DLF-416(R), DLF-426, DL-4200A, DL-1420(R)A, DL-4200H, DL-1420(R)H
6"	DLF-666, DLF-166(R), DLF-616(R), DLF-626, DL-6200A, DL-1620(R)A, DL-6235A, DL-1635(R)A, DL-6200H, DL-1620(R)H, DL-6235H, DL-1635(R)H
8"	DLF-866, DLF-186(R), DLF-816(R), DLF-826, DL-8200A, DL-1820(R)A, DL-8235A, DL-1835(R)A, DL-8200H, DL-1820(R)H, DL-8235H, DL-1835(R)H
9"	DLF-966, DLF-196(R), DLF-916(R), DLF-926, DL-9200A, DL-1920(R)A, DL-9235A, DL-1935(R)A, DL-9200H, DL-1920(R)H, DL-9235H, DL-1935(R)H

FRK and SFK Series ETL Classified for retrofit in the following 6", 8" architectural housings

6"	<ul style="list-style-type: none">• Halo : PD6V142E, PD6V120, PD6V501E, PD6V701E, PD6V1001E• Juno : CV6-118T, CV6-126Q, CV6-126/32T, TC906, MX6-(50,70,100), M6-(70,100)• Lithonia : LP6F, CCR62, LP6H, LP6, LV
8"	<ul style="list-style-type: none">• Halo : PD7V142E, PD7V120, PD7V501E, PD7V701E, PD7V1001E, PD7V70X1E, PD7V10X1E• Juno : CV8-126 / 32 / 42T, TC908, MX8-(70,100), M8-(70,100)• Lithonia : LP8F, CCR82, LP8H, LP8