


SLPD


120V, 220V-230V and 277V

Sleek LED Cove Light Bars with Quick Connector-Plastic Body



Catalog #		Type
Project		Date
Prepared by		

Linear LED



FEATURES and FUNCTIONS

- One piece plastic housing and molded end caps with receptacles for link cable or direct connectors and power cord.
- 120V AC LED module with integral IC chip on board and 10~100% triac dimmable with most of leading and trailing edge dimmer switches in the market.
- Listed for portable lamp(UL153) with power cord set and linkable multiple fixtures by direct connector or jump cable connector.
- Various length of models as in specification with different wattages from 4W(9" L) through 17W(48" L).
- Long life (5years warranty) as of no trouble with driver.

Optional Accessories

- 6ft power cord set.
- 6" flexible cable with both ends connectors (JP-C6P) or direct "end to end" connection (D-RKP).
- Transformer (TL27-12) to convert to 120V and 220V-230V input.

SPECIFICATION

Housing	L (Length)	Watts	Lumen
SLPD 0903	9" (230mm)	4W	292lm
SLPD 1204	12" (305mm)	5W	390lm
SLPD 1807	18" (460mm)	7W	604lm
SLPD 2108	21" (534mm)	8W	656lm
SLPD 2409	24" (610mm)	9W	772lm
SLPD 3612	36" (915mm)	13W	1,066lm
SLPD 4818	48" (1,220mm)	17W	1,403lm

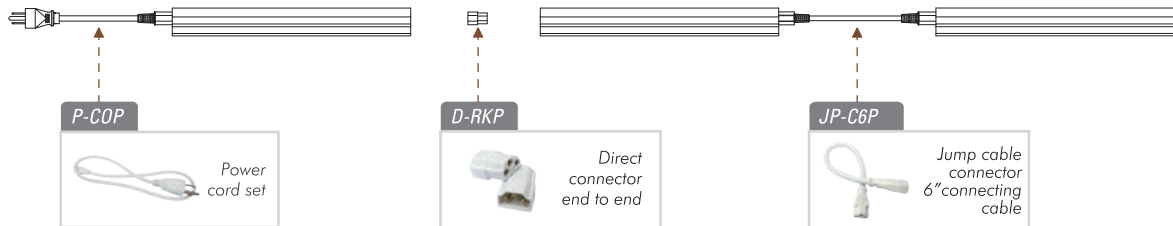
Listing

- CSA-us Certificated
- Energy star Approved & Listed
- State of california Title 24

Warranty

- 5years of lamp life.

Linkable



ORDERING INFORMATION

* Consult with factory for approved dimmers

Housing	CRI	CCT	Finish
SLPD 0903 9", 4W 3612 36", 13W	8 80	27 2700K	WH White Painted
1204 12", 5W 4818 48", 17W	9 90	30 3000K	BK Black Painted
1807 18", 7W		35 3500K	AL Aluminum
2108 21", 8W		40 4000K	
2409 24", 9W		50 5000K	

*Consult with factory for custom finishes

Example : SLPD 2108-840-WH

- -