



SW4-U

Motion Sensor Luminaire with LED Continuous
Low-Surface or Pendant Mount Bracket



Catalog #		Type
Project		Date
Prepared by		

Linear LED



DESCRIPTION

The SW4-U LED luminaire features integral occupancy sensors to manage lighting in low-traffic or low-occupancy areas such as corridors, stairwells and restrooms. The luminaires automatically turn on or off as occupants ascend and descend stairs or enter a seldom-used space, significantly reducing energy consumption by not lighting the space when it is not in use.

SPECIFICATION

HOUSING	SW4-U	
Wattage (Typ)	22W	44W
Lumen (Typ)	2,500	4,000
Efficacy (LPW)	113.5 lm/W	91 lm/W
Beam Angle	120°	
CRI (Typical)	80, 90	
Color (+/-5%)	2700K, 3000K, 4000K, 5000K	
Dimming	Triac & 0-10V the both(Consult with factory for approved dimmers)	

FEATURES and FUNCTIONS

- 120~277V input high efficacy drivers with the capability to dim by
 - ① a Triac 120V low voltage electronic dimmer switches
 - ② by 0-10V dimmer switches.
- Driver feature power factor >.90, THD <20% and has integral thermal protection to sense over temperature or internal failure.
- Emergency battery back-up : Available in mounted to fixture or remote adjacent to luminaire(consult with factory for exact application).
- Driver mounts externally to the module, allowing future replacement, if needed.
- Install thermal detectors for 120V or 277V upon customer orders.

PIR Sensor

- Adjustable rotary type switch- light level 0-30% dimmable on un-occupancy, time delay between 0-30 secs.

Construction

- Aluminum extruded body with powder-coated finish for corrosion resistance.
- Special designed structure for easy installation and shock resistance.

Electrical

- Long-life LEDs, coupled with high-efficiency drivers, provide superior level and quality of illumination for extended service life. SW4-U is rated deliver L70 performance for 5 years.

Optic

- High impact acrylic diffuser with light diffusing linear pattern.





Listing

- ETL & cETL Listed
- Damp location

Warranty

- 5years of lamp life.

ORDERING INFORMATION

Housing	Watts	CRI	CCT	Mounting	Mounting-Optional Kit			
SW4-U PIR Sensor	22 22W	8 80	27 2700K	S Surface P Pendant	T-Nut Available aircraft cable  *Pendant(for Down rod)	SMT-KIT Assembled to ceiling J-Box direct  *Surface mount	ECAP End cap kit  *Continuous- row mount (End feed kit)	HARN Daisy harness 
	44 44W	9 90	30 3000K					
			40 4000K					
			50 5000K					

Example : SW4-U-22-830-S-SMT-KIT

- - - -